



### District Report Card: 2017


<b>State:</b> Bihar	<b>District:</b> Munger
<b>Class:</b> 3	<b>Subject:</b> Language
<b>Schools:</b> 55	<b>Students:</b> 1038


### Participation/Coverage


#### Students

<b>GENDER</b> 	Boys		Girls	
	Number	%	Number	%
	492	47.40	546	52.60

<b>AREA</b> 	Rural		Urban	
	Number	%	Number	%
	1004	96.72	34	3.28

<b>CATEGORY</b> 	SC		ST		OBC		GEN	
	Number	%	Number	%	Number	%	Number	%
	217	20.91	32	3.08	742	71.48	47	4.53

<b>CWSN</b> 	LD	VI	HI	S&LD	ID	Oth
	3	2	0	3	0	0

<b>Management</b> 	Government		Government-aided	
	Number	%	Number	%
	1038	100.00	0	0.00

### Average Performance of Students in Language (%)

Overall	Gender		Area		Management		Social Group			
	Male	Female	Rural	Urban	Govt.	Aided	SC	ST	OBC	GEN
68.95	69.02	68.88	68.87	71.18	68.95	0.00	65.19	67.08	69.69	75.74

## Performance on Learning Outcomes (LOs)

Learning Outcomes	Description	Average Performance(%)
L304	Reads small texts with comprehension i.e., identifies main ideas, details, sequence and draws conclusions	69.47
L312	Reads printed scripts on the classroom walls: poems, posters, charts etc.	67.90

Range of Performance of Students who Answered Correctly							
Below 30%		30% - 50%		50% - 75%		Above 75%	
Number	%	Number	%	Number	%	Number	%
86	8.29	138	13.29	336	32.37	478	46.05

## Lowest Performing Learning Outcomes (LOs)

1 - Reads printed scripts on the classroom walls: poems, posters, charts etc. (67.90)

2 - Reads small texts with comprehension i.e., identifies main ideas, details, sequence and draws conclusions (69.47)